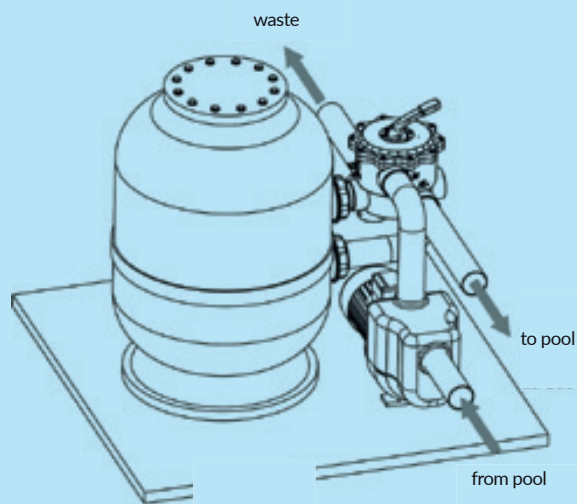
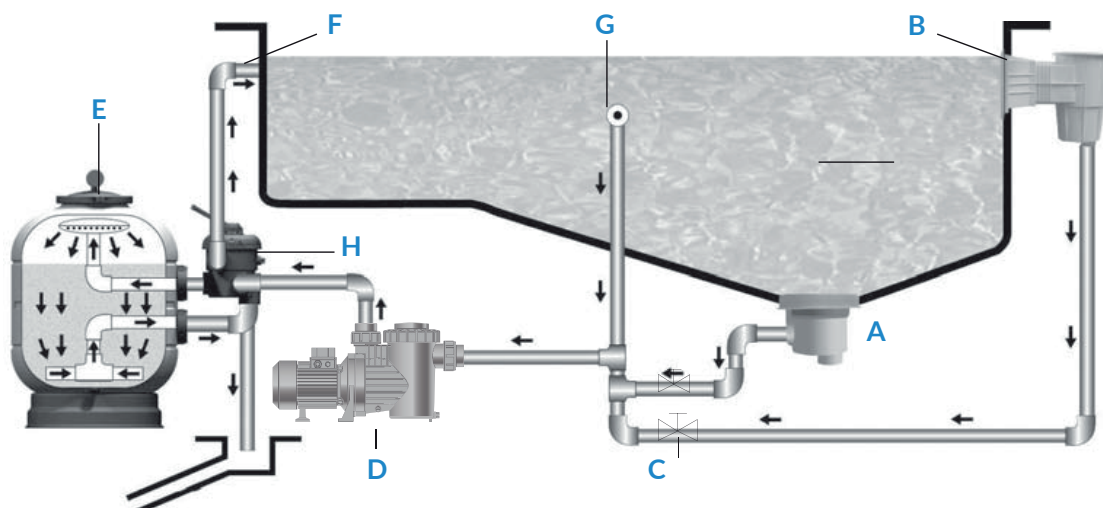
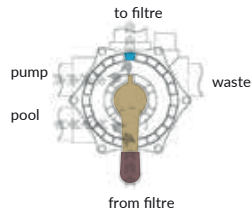


- A Drain
- B Skimmer
- C Valves
- D Pump
- E Filter
- F Return
- G Suction inlets
- H Multiport Valve

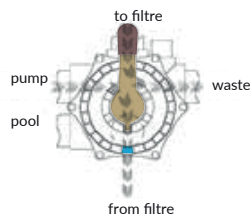




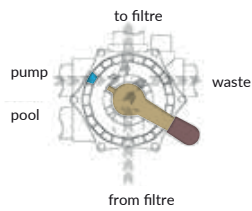
### 1. Filtration



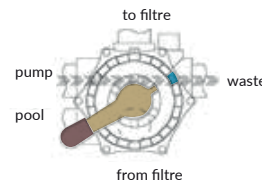
### 2. Backwash



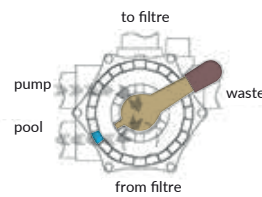
### 3. Rinse



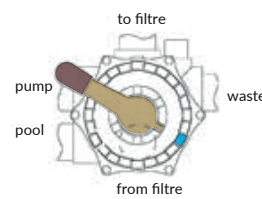
### 4. Waste



### 5. Recirculation



### 6. Closed



### 7. Winter

Keep the handle raised

LAMINATED FILTER - DIAMETER (mm)	Ø 510	Ø 620	Ø 750	Ø 900
FILTRATION SURFACE (m <sup>2</sup> )	0,20	0,30	0,44	0,64
FLOW (V = 50 m <sup>3</sup> / h)	10,2	15,1	22	31,8
SAND (kgr)	100	150	225	325

WORKING PRESSURE	MAXIMUM PRESSURE	TESTING PRESSURE	OPERATING TEMPERATURE	SAND GRANULOMETRY
1 ÷ 1,5 kg / cm <sup>2</sup>	2 kg / cm <sup>2</sup>	3 kg / cm <sup>2</sup>	min. 1°C ÷ max. 40°C	0,4 ÷ 0,8

Made in Greece | CE

